

BIG BOX

& small orchestra

Theatre with objects for children from 4 +
Premiere September 2021

Technical contact

Melanie Florschütz, e-mail: post@melaniefloerschuetz.de, mobile phone: 0049. 163. 4527285
We are travelling with two artists who will also do the technic.

TECHNICAL REQUIREMENTS

Stage space

We can perform in theater spaces and in non-theater spaces.
In any case, we need a black box.

Acting space

- Breadth: 8 - 10 meters (7 m minimum) / Depth: 6 - 7 m (5,50 m minimum) – should your acting space be smaller, please send us your measure and we see if we can work with.
- Height: 4 m (3,50 m minimum)
- in non-theater-spaces: acting space + distance + audience = 12 - 14 m x 8 - 10 m / 3,50 - 4m height
- Should there be less depth we could also play for a less number of audience
- Inclined seats for the audience in front of our scenery. It is important that the audience has a good view at our stage floor.
- It must be possible to completely darken the room.

- Our scenery will be installed at ground level or could have an elevated stage up to 1 m high
- The stage floor scenery should have a dark colour (made of dark wood or covered by black dance floor).
- The stage floor must be flat so we can slide our box across the stage.
- We can play in front of the black walls or black curtains. (Please send us a photo of your room so that we can get an impression of the wall and floor).
- There is no need for a lighting grid.
- Light + sound we bring with us! In very large rooms we would like to use the existing sound system.
- Power connection: 2x 16A mono in front right and left for 2x LED spotlights
- Sound power for the orchestra front right
- Please provide a dimmable light for the audience.
- Please avoid spill light falling at our stage like lamps of emergency or doors (entrance)!

Dimension for setting up a black box in non-theater spaces

- 8 - 10 m (7m minimum) width x 6 - 8 m depth and 3,50 - 4 m height

Situation of the audience

- We need inclined seats for the audience in front of our scenery, it can be:
 - the existing inclined seats
 - inclined seats built with rostrums with 3 different heights plus ground level row (width up to 8 m)
- It is important that the audience has a good view at our stage floor.
- Max. number of viewers on inclined seats: max. 100 persons
- Without inclined seats: max. 50 persons
- Distance from our acting area to the first row of the audience: minimum 2,50 m.

Others

- 5x weights 15-20 kg
- Please provide us a ladder to reach 4 m for focussing the spots
- 1x dressing room. Please give us 2 towels and the possibility to take a shower.
- Thank you for water, tea, coffee, juice, nuts and fruits.

Time schedule and personal

- Time needed for preparing the stage: 5 hours under presence of 1 x light technician
- Time needed to clear the stage: 1 hour
- Opening of the stage before we start the show (for rehearsal, warming up): 75 minutes
- Duration of the show: 40 - 45 minutes
- Thank you for helping us un- and reloading the van (15 min.)
- We prefer to build up our stage the day before. In case that the build-up will be at the day of the show, we ask you to plan 6 hours between the start of the build-up of the set and the show start.

View of our scenography

On the stage there is a big box (1m2, 2,30m high).

We light the staging with 5 mobile LED spotlights on stands.

3 LED spots are battery operated, the 2x in front are powered by electricity.



BIG BOX

Theatre with objects for children from 4 +

Technical contact

Melanie Florschütz, e-mail: post@melanieflorschuetz.de, mobile phone: 0049. 163. 4527285

Acting space in a black box

Breadth: 8 - 10 m (7 m minimum) / Depth: 6 - 7 m (5,50 m minimum)

Height: 4 m (3,50 m minimum)

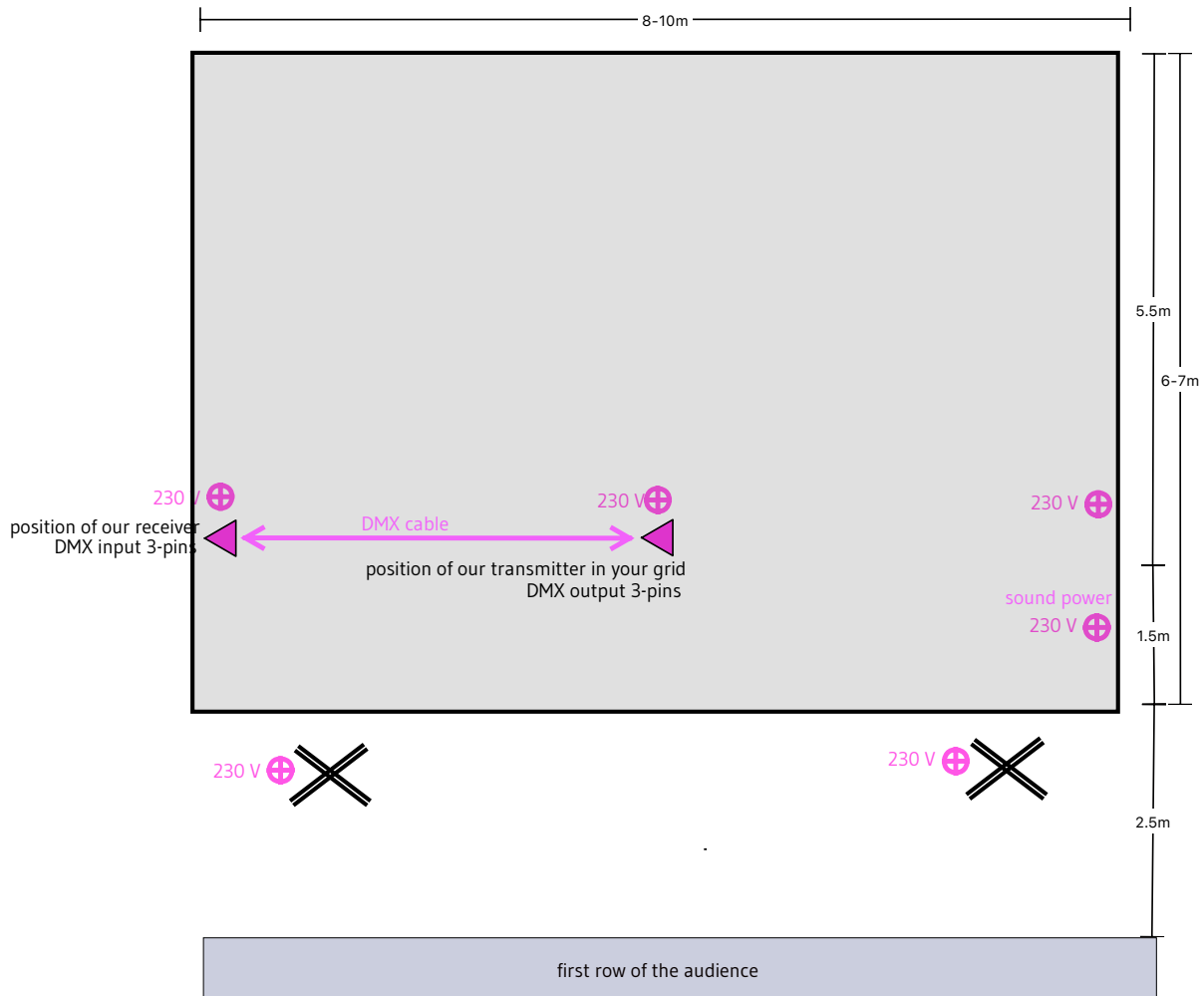
Our scenery will be installed at ground level or could have an elevated stage up to 1 m high

It is important that the audience has a good view at our stage floor.





The stage floor scenery should have a dark colour (made of dark wood or covered by black dance floor).

The stage floor must be flat so we can slide our box across the stage.

There is no need for a lighting grid.



EXPLICATION :

-  1 x cable DMX (3 or 5 pins)
between our wireless transmitter and our receiver
-  5x Power connection: 16A mono in front right and left for LED spotlights
1x Sound power for the orchestra front right
-  Please provide extension cables (1x8m, 3x5 m, 3x3m) et 3x multiple plugs
-  Position of the frontlight (3 small light spots of us) on 2x stands or in your grid at a height of 4 m
- We need 7x weights 15 kg
- Please provide a dimmable light for the audience, directed by you.